

# **Dokdo**

**2017 Dokdo Guesthouse Design  
International Competition**

**Instructions for Dokdo Guesthouse Design  
International Competition  
(For foreign university students)**

**2017. 09.07**

**Smart Home Industrialization Support Center designated  
by Ministry of Trade, Industry and Energy**

# Dokdo

## 2017 Dokdo Guesthouse Design International Competition

### 1. Competition

Dokdo can be seen with the naked eye from Ulleungdo on clear days. Due to this geographical characteristic, Dokdo has been recognized as part of Ulleungdo. 『Sejong Chronicles』「geography section」(1454) states that “Two islands including Woosan (Dokdo) and Mureung (Ulleungdo) is located at the east sea of the Hyeon. These two islands are not far away from each other so that these islands can be seen from each other on a clear day. It was called as the State of Usan in the era of the Silla Dynasty, and it was also called as Ulleungdo”, indicating that Dokdo could be seen from Ulleungdo and Woosando was affiliated to the State of Usan.

Understand and consider the environment, history and social context of Dokdo, In order to preserve and develop eco-friendly, sustainable designs should be searched and the construction of zero energy smart green home suitable for harsh natural environments to human lives should be designed. This contest intends to find the concept of space for sustainable construction with ecological environment while preserving the natural and ecological environments without damage. It would be possible to identify the virtue of eco-friendly sustainable construction and present the direction of construction in future by searching for the cycle of ecological system and people's life style, behavior pattern and way of thinking. The residential construction plan combining with the zero energy smart green home and Ubiquitous technology aims for the establishment of eco-centered environments eventually. For this, the complementary relation between the construction space and technology should be maintained, and each other and it should be constructed in the way to improve the comfortableness of human and natural environments.

#### 1) Formativeness

In order to fully understand and consider the environment, history and social context of Dokdo, it is necessary to explore the formativeness of it's space and

form.

## 2) Sustainable Design

Sustainable designs for preserving the ecological and natural environments in Korean territory is the most important virtue for land development. Various developments along with rapid changes in the cycle of ecological system and human society should be explored with the method of co-existence for both the ecological system and human society.

## 3) Green Design

Green Design is an important direction which residential architecture should pursue for solving environmental problems in the world such as the depletion of energy resources, global warming due to improper use of fossil fuel and climate changes. The utilization of green energy for this is essential for the construction space in harsh natural environment such as Dokdo. Maximize the preservation of pleasant natural environment.

## **2. Host organization**

**Supervision : Smart Home Industrialization Support Center designated by  
Ministry of Trade, Industry and Energy**

**Host : BK21 Well-Formed Smart Space Design Project Team of the Ministry of  
Education**

**Techno Design Research Center of Kookmin University**

**Sponsor : Korean Institute of Architects**

## **3. Qualification for participation**

**Enrolled students and students on a leave of absence of a junior college or  
higher (Each student can submit only one design work)**

## **4. Awards**

<b>Classification</b>	<b>Number of design works</b>	<b>Prize details</b>	
<b>Grand prize</b>	<b>1</b>	<b>5 Million Won</b>	<b>Certificate of award</b>
<b>First prize</b>	<b>2</b>	<b>1 Million Won</b>	<b>Certificate of award</b>
<b>Second prize</b>	<b>Many</b>	<b>-</b>	<b>Certificate of award</b>
<b>Participation prize</b>	<b>Many</b>	<b>-</b>	<b>Certificate of award</b>

## **5. Contest schedule (based on Korean Standard Time)**

**1) Contest Announcement : September 7, 2017 (KST)**

**2) Reception of questions : December 1, 2017 ~ AM 12 (midnight), December  
9, 2017 (KST)**

**Email : dokdo.qanda@gmail.com**

**3) Receipt date : Submission Email must arrive before midnight December 15,  
2017 (KST)**

**( Submit artwork, model, design description, application for  
contest, Certificate of enrollment/leave of absence )**

**4) Announcement of examination result : PM 10, December 2017, 2017(Sun),  
(KST)**

## **6. Award ceremony and exhibition**

**1) Date of award ceremony : PM 3, December 18, 2017(Mon), (KST)**

**2) Place of award ceremony : B1F, A3 Theater Student Union of Kookmin  
University, Jeongneung 3-dong, Seongbuk-gu, Seoul, Republic of Korea**

**3) Exhibition date : December 18, 2017(Mon) ~ December 21, 2017(Tue), (KST)**

**4) Exhibition place : 1F, A3 Theater Student Union of Kookmin University,**

Jeongneung 3-dong, Seongbuk-gu, Seoul, Republic of Korea

5) Any artwork submitted from abroad will not be returned.

## 7. Inquiry

Smart Home Industrialization Support Center

TEL: +82-10-4745-8496 +82-2-3674-5626,7

[dokdodg.qna@gmail.com](mailto:dokdodg.qna@gmail.com)

## 8. Miscellaneous

### 1) Copyright

- ① The copyright of all winning design works will belong to the host organization.
- ② All winning design works may be published and distributed in booklet by the host organization.
- ③ If any prize winning design work is submitted to another organization or is confirmed that it has been presented already in the past, the award and the prize money will be clawed back.

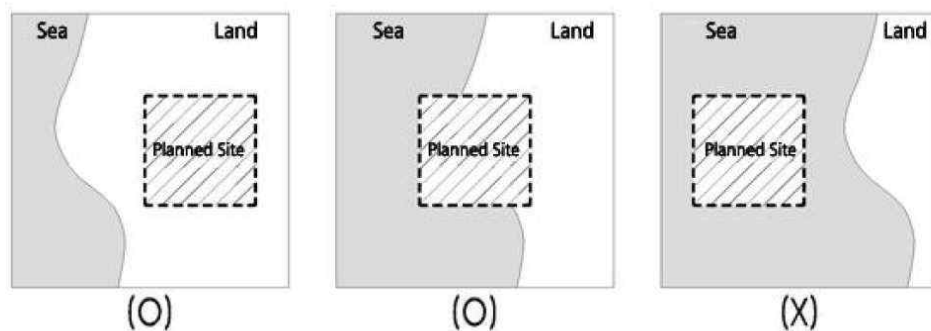
2) The contest schedule and prize details are subject to change according to the circumstances of host organization.

## 9. Design guide

### 1) Site

- ① Select it freely within Dokdo
- ② Size : Within 400m<sup>2</sup> ( including the plan for outside space )
- ③ The inland area (based on current status) of Dongdo Island or Seodo Island should be included.

※ Example of planned site



- ④ Regardless of Paragraph ① above, the following cases cannot be selected

**as site.**

- Sea, annexed island, rock, reef or other similar places that are not connected with Dongdo Island or Seodo Island by land route.
- Main habitat of animals and plants requiring protection
- Public facility area where Dokdo guard, Mangyangdae, lighthouse or old ferry exists (excluding private facilities) DGDC 140519-6
- Area where a landmark stone or a memorial stone with historical value of conservation exists
- Area where is far away from the existing footpath so that a new access road should be established
- Area with concern of damaging the ecological system and landscape of Dokdo (Natural monument No. 336) significantly

⑤ Recommended area for planned site



## 2) Program

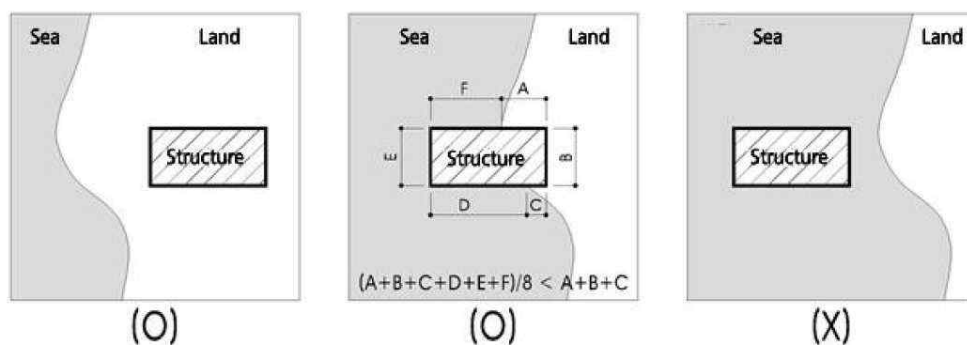
- ① House for Dokdo keepers or guest house for Dokdo pilgrims and visitors
- ② Eco-friendly architecture which minimizes damage to the ecological system and natural environments of Dokdo

- ③ Zero energy green home which is suitable for harsh natural environments and the energy consumption is minimized
- ④ Enterprising and future-oriented residential space where guests can stay and enjoy Dokdo
- ⑤ Artistic value and formative beauty of guest house in organic harmony with natural environments of Dokdo

### 3) Architectural planning and design guideline

- ① Total floor area: Within 100m<sup>2</sup> (Ground area + Underground area)
- ② Space for facilities including machine room, electric room and warehouse is excluded from the area calculation
- ③ At least 1/8 of exterior part of building should be in contact with land.

※ Example of building arrangement



- ④ Minimize damage to natural environments from cutting the ground, filling up and artificial structure

## 10. List of exhibits

### 1) Type of items for submission

- ① 1 design panel ※ (420mm wide X 1485mm long, prepare vertically)
- ② 1 application for contest (attach 1 Certificate of enrollment or Certificate of leave of absence)
- ③ Send the photo of exhibitor, design panel and images included in the design description to dokdo.submission@gmail.com in a ZIP file.

※ The design panel should include the image of artwork model.

### Email※

- ① Design panel and application for contest in PDF format
- ② Picture of applicant, images included in the design panel
- ※ Refer to 11. Uploading panel and design description

**2) Applications for contest (Forms 2-1 and 2-2) and Certificate of enrollment (leave of absence)**

**3) Anonymity of submission material**

- ① The principle of anonymity for artworks should be maintained during the period of contest until the screening committee reaches a final decision.
- ② The printed design panel should not include any password or symbol which indicates the applicant, and in case of violating this requirement, the applicant will be disqualified.

※ Regardless of Paragraphs ① and ② above, the design panel sent to [dokdo.submission@gmail.com](mailto:dokdo.submission@gmail.com) should include the affiliated school and your name in the designated positions. (Refer to the example of panel and the attached file)

**4) Design panel (PANEL)**

- ① Size : 420mm wide X 1485mm long, 1 panel (Prepare it as the longer side to be perpendicular)
- ② No additional protruding attachment with concern of damage
- ③ The contents and reduced scale should be as follows.



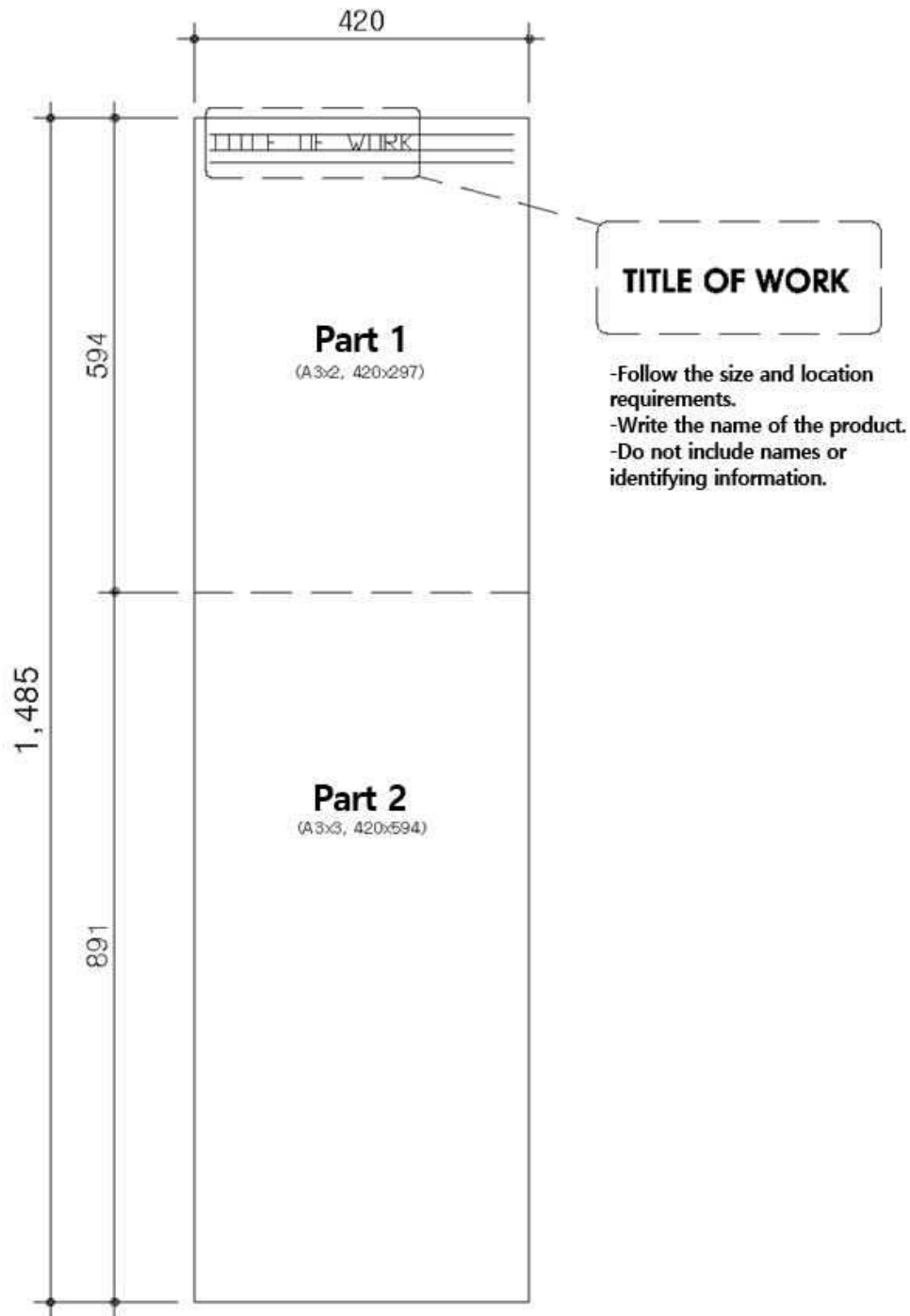
Classification		Reduced scale	Preparation method
PART A	Name of artwork	NONE	- Observe the position, size and font
	Design summary	NONE	- Includes area for each room
	Location map/Concept map	NONE	
	3D projection drawing	NONE	- Express external spaces including sea, land, plants, deck, yard and access road near the planned structure
PART B	Plot plan	1/100~1/200	- Express external spaces including sea, land, plants, deck, yard and access road near the planned structure
	Floor plan of main floor	1/80	Main floor : 1 floor with access space and main room
	Floor plan of other floors	1/80~1/100	- Other floors : All other floors except for the main floor (Reduced scale of 1/80 recommended) - Replace the floor plan of roof floor with the plot plan
	Elevation drawing	Arbitrarily	- Prepare 2 or more pages (Reduced scale of 1/80 recommended)
	Sectional drawing	Arbitrarily	- Prepare 1 or more pages
	Other	Arbitrarily	- Possible to add additional drawings for the description of artwork.

※ Common requirements for drawings and documents to be submitted

- Express external space for all drawings where the ground is expressed ( Plot plan, floor plan of ground floor, elevation drawing, sectional drawing, 3D projection drawing )
- State the name of artwork, azimuth, reduced scale, name of floor plan, level and room name
- Indicate measurements (the plot plan and projection drawing are excluded)
- The design panel should be prepared in English.
- The designer can decide other presentation methods of drawing not specified in this guideline freely.

※ Example of panel

---



---

Unit of length is mm

## 11. Uploading panel and design description

### 1) Uploading method

Email address	: dokdo.submission@gmail.com
---------------	------------------------------

Email Title : 2017 Dokdo GuestHouse International Design Competition\_NAME  
(Example : 2017 Dokdo GuestHouse International Design Competition\_Jane\_Doe)

Upload all files in one ZIP file with the name composing of exhibitor's name and contact number. (Example : Jane\_Doe\_821012341234.zip)

\* We recommend applicant to use cloud disk (Such as Dropbox, google drive, etc...) for file attachment.

### 2) File names for uploading and detail guidelines

Files for submission		Detail guidelines
01	Application Form	DOC or PDF file format, include figures in the document The file name should be 'serial number+your name+cell phone number.DOC' ( Example : 01_Jane_Doe_821012341234.doc )
02	Model	JPG file format, resolution of 300PPI, size of 70cm×70cm The file name should be 'serial number+name of submission item.jpg'. ( Example : 02_model01.jpg, 02_model02.jpg, etc )
03	Split panel area 1	JPG file format, resolution of 300PPI/Inch The file name should be 'serial number+name of submission item.jpg'. ( Example : 03_panel01.jpg, 03_panel02.jpg )
04	Split panel area 2	
05	Photo of applicant	JPG file format, resolution of 300PPI, size of 3cm×4cm The file name should be 'serial number+your name+cell phone number.jpg'. ( Example : 04_Jane_Doe_821012341234.jpg )

※ The submission is recognized only when 9 files specified above have been uploaded to Webhard.

## 13. Remarks

In order to ensure fairness in the evaluation, if the design details violate this guideline (design guideline, drawings and documents preparation standards and model production standards, etc ) and false information is stated in the application for contest, points may be deducted or it may be disqualified according to the decision of screening committee.

APPLICATION for CONTEST I			
RECEPTION NUMBER		DO NOT WRITE	
TITLE OF WORK			
APPLICANT	NAME		
	ID-NUMBER		
	INSTITUTION/ UNIVERSITY	NAME:	
		MAJOR FIELD OF STUDY:	
		YEARS ATTENDED: ( <input type="checkbox"/> Enrolled <input type="checkbox"/> Leave of absence)	
	ADDRESS	<div>ZIP CODE</div> <div>COUNTRY</div>	
	CONTACT NUMBER	MOBILE:	HOME:
E-MAIL:			
REGULATION NOTICE	<p>- I agree that the host organization of this contest has the intellectual property rights of presented works including online and offline media transmission right, publication rights and copyright.</p> <p>- The presented artwork should be created only by the applicant who is in school.</p> <p>- The applicant should upload the same data (panel image, model picture, etc) with the presented artwork to Webhard according to the guideline.</p> <p>- Any artwork which has been submitted and selected in other contest, any work similar to other people's artwork and any artwork which has violated the guideline for contest will be excluded from the target artworks for screening and the screening result will be cancelled in case the award has been given already.</p>		
<p>I certify all information on this application form for 2017 Dokdo GuestHouse Design Competition are complete and accurate.(Attachment: Certificate of college enrollment)</p> <p>2017. 12. 15.</p> <p>APPLICANT NAME : SIGNATURE</p>			

<b>APPLICATION for CONTEST II</b>		
<b>RECEPTION NUMBER</b>	<b>DO NOT WRITE</b>	
<b>TITLE OF WORK</b>		
<b>APPLICANT</b>	<b>NAME</b>	
	<b>Student ID-NUMBER</b>	
	<b>INSTITUTION</b>	<b>NAME:</b>
		<b>MAJOR FIELD OF STUDY:</b>
		<b>YEARS ATTENDED:</b> ( <input type="checkbox"/> Enrolled <input type="checkbox"/> Leave of absence)
<b>Confirmation of enrollment (leave of absence)</b>	<b>Prepared by the professor</b>	<p>It is confirmed that the student stated above is enrolled (left temporarily) at _____ year of our university.</p> <p><b>NAME:</b></p> <p><b>MAJOR FIELD OF STUDY:</b></p> <p>Professor Name _____ Signature</p> <p>Contact information TEL_____</p>

① Design panel (420 wide × 1485 long) ( )

② Picture of Model ( )

③ Uploading to dokdo.submission@gmail.com ( )

⑤ Certificate of enrollment/leave of absence ( )

2017. 12. 15.

Reception personnel:
Signature

## CERTIFICATION of SUBMISSION

RECEPTION NUMBER		DO NOT WRITE
TITLE OF WORK		
APPLICANT	NAME	
	ID-NUMBER	
	INSTITUTION	NAME:
		MAJOR FIELD OF STUDY:
	YEARS ATTENDED:	( <input type="checkbox"/> Enrolled <input type="checkbox"/> Leave of absence)
2017. 12. 15.		
Reception personnel :		Signature